



Annual Meeting Registration Process

You will see instructions that look like this:

Rio Grande Credit Union 2020 Annual Meeting

Due to the COVID-19 situation and the New Mexico Department of Health's ban on public gatherings, we have made an important change to this year's annual meeting.

The meeting will be held as a webinar on April 18 at 10:00 AM

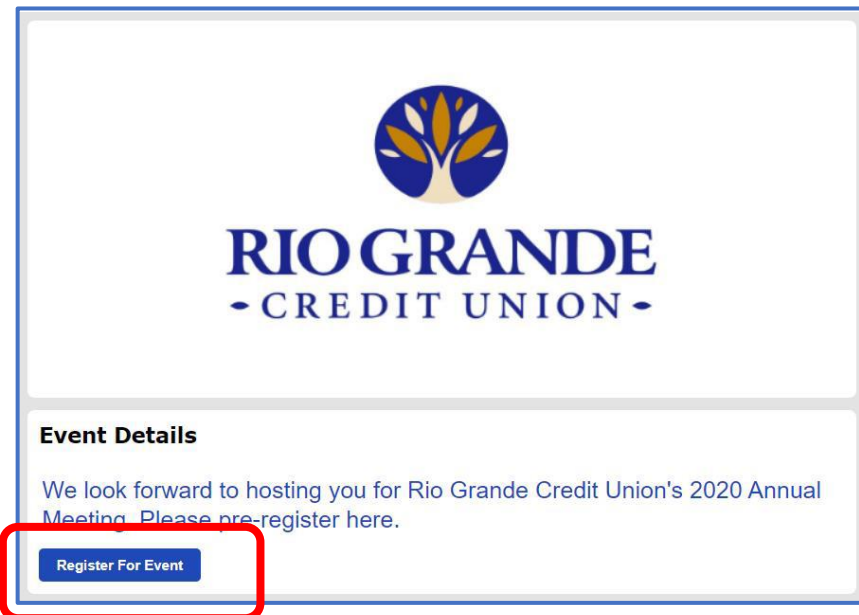
The information that will be conveyed includes: the highlights of 2019, the state of the credit union, the Board of Directors election results, and upcoming events in 2020.

There will still be prizes. We will draw from names of attendees and mail prizes to the address of record.

Three steps to registration:

1. [Pre-register here](#) ►
2. You will receive a confirmation email where you will complete your registration
3. You will then receive a final confirmation that contains log in instructions for the 18th

1. Click "Pre-register here", the following page will appear:



Click "Register for Event" and complete the form that follows:

Registration Information * Required

* First Name

* Last Name

* Email

Daytime Phone
 () - - ext

Evening Phone
 () - - ext


* Member Number

Session To Attend

Session Sat 4/18/2020
10:00 AM MT
This meeting will be held via Webinar

Once you complete the form, click "submit."

2. You will then receive an email confirmation. Click on "Complete my registration."


RIO GRANDE
- CREDIT UNION -

You have successfully pre-registered for the following event:

Event:
2020 eAnnual Meeting

Date:
4/18/2020


Time:
10:00 AM MT

Location:
This is an online meeting.
If you have a computer with speakers and a microphone, there will be no need to dial-in.
Simply click the link below.

webinar ID: 876-251-779
If you are not at your computer, you can join by dialing the access number below.
Number: 1-928-716-704

You will then see a second form that looks like the image below.

3. Completing this form will provide login instructions for the Annual Meeting


RIO GRANDE
- CREDIT UNION -

Rio Grande Credit Union 2020 Annual Meeting

Sat, Apr 18, 2020 10:00 AM - 12:00 PM MDT
[Show in My Time Zone](#)

*Required field

First Name* Last Name*

Email Address*

Unless making a secure payment with your credit or debit card via a third-party payment processor, this form is not designed to collect confidential or sensitive personal information (e.g., financial information, social security numbers).


Last 2 digits of member number for confirmation

By checking this box, you submit your information to the webinar organizer, who will use it to communicate with you regarding this event and their other services.

[Register](#)

Complete the required fields, check the box, and click “Register” to complete the process.

A final confirmation email similar to the one below will be sent.


RIO GRANDE
- CREDIT UNION -

Dear Luke,

Thank you for registering for “Rio Grande Credit Union 2020 Annual Meeting”.

Please send your questions, comments and feedback to: jcain@riograndecu.org

How To Join The Webinar

Sat, Apr 18, 2020 10:00 AM - 12:00 PM MDT

Add to Calendar: [Outlook® Calendar](#) | [Google Calendar™](#) | [iCal®](#)

1. Click the link to join the webinar at the specified time and date:

[Join Webinar](#)

Note: This link should not be shared with others; it is unique to you.
Before joining, be sure to [check system requirements](#) to avoid any connection issues.

2. Choose one of the following audio options:

TO USE YOUR COMPUTER'S AUDIO:
When the webinar begins, you will be connected to audio using your computer's microphone and speakers (VoIP). A headset is recommended.

–OR–

TO USE YOUR TELEPHONE:
If you prefer to use your phone, you must select “Use Telephone” after joining the webinar and call in using the numbers below.
United States: +1 (415) 655-0052
Access Code: 928-716-704
Audio PIN: Shown after joining the webinar
Webinar ID: 876-231-779

To Cancel this Registration
If you can't attend this webinar, you may [cancel your registration](#) at any time.

Login Instructions are in this email. Please save this email.